

# SAFECO INSURANCE COMPANY OF ILLINOIS

039S

27201 Bella Vista Parkway, Suite 400

Warrenville, IL 60555

Phone:

Claim #:

0001

Workfile ID:

## Estimate of Record

Written By: , 7/2/2019 10:53:11 AM

Adjuster: STEIN, MATTHEW, Business

Insured: Suzanne Corbett Owner Policy #: AMC Claim #: -0001  
Type of Loss: COLL - Collision Date of Loss: 06/21/2019 12:00 AM Days to Repair: 3  
Coverage  
Point of Impact: 04 Right Qtr Post Deductible: 250.00  
(Right Side)

Owner (Insured):

Suzanne Corbett

Inspection Location:

Hunter Auto Body

8014 Gravois Rd

St. Louis, MO 63123

Repair Facility

(314) 353-3122 Business

Appraiser Information:

@libertymutual.com

Repair Facility:

Hunter Auto Body

8014 Gravois Rd

St. Louis, MO 63123

(314) 353-3122 Business

431052100 Federal ID

## VEHICLE

2017 VW Jetta SE Manual 4D SED 4-1.4L Turbocharged Gasoline Gasoline Direct Injection black

VIN: Production Date: 11/2016 Interior Color:  
License: Odometer: 26131 Exterior Color: black  
State: MO Condition:

### TRANSMISSION

5 Speed Transmission

### POWER

Power Steering

Power Brakes

Power Windows

Power Locks

Power Mirrors

Heated Mirrors

### DECOR

Dual Mirrors

Tinted Glass

Console/Storage

Overhead Console

### CONVENIENCE

Air Conditioning

Intermittent Wipers

Tilt Wheel

Cruise Control

Rear Defogger

Keyless Entry

Message Center

Steering Wheel Touch Controls

Telescopic Wheel

Backup Camera w/Parking Sensors

### RADIO

AM Radio

FM Radio

Stereo

Search/Seek

CD Player

Auxiliary Audio Connection

Satellite Radio

### SAFETY

Drivers Side Air Bag

Passenger Air Bag

Anti-Lock Brakes (4)

4 Wheel Disc Brakes

Front Side Impact Air Bags

Head/Curtain Air Bags

Communications System

Hands Free Device

Blind Spot Detection

### ROOF

Electric Glass Sunroof

### SEATS

Bucket Seats

Leather Seats

Heated Seats

### WHEELS

Aluminum/Alloy Wheels

### PAINT

Clear Coat Paint


### OTHER

Traction Control

Stability Control

Signal Integrated Mirrors

Power Trunk/Gate Release



## Estimate of Record

2017 VW Jetta SE Manual 4D SED 4-1.4L Turbocharged Gasoline Gasoline Direct Injection black

Line	Oper	Description	Part Number	Qty	Extended Price \$	Labor	Paint
1		MISCELLANEOUS OPERATIONS					
2	**	Repl A/M Corrosion Protection		1	8.00	0.2	
3	**	Subl A/M Hazardous waste removal		1	3.50 X		
4	#	Rpr Rope Glass NOTE: windshield				0.3	
5	#	Rpr Rope Glass NOTE: back glass				0.3	
6		REAR BUMPER					
7	*	R&I R&I bumper cover NOTE: loosen for refinish access	5C6807421HGRU			<u>0.5</u>	
8		REAR LAMPS					
9	R&I	RT Tail lamp assy	5C6945096M			0.4	
10		QUARTER PANEL					
11	*	Rpr RT Quarter panel NOTE: damages to the dog leg	5C6809844A			<u>3.0</u>	2.4
12		Add for Clear Coat					1.0
13	#	Refn Base reduction full clear					-0.7
14	R&I	RT Wheelhouse liner	5C6810972E			0.4	
15	#	Blnd Clear Wrap RT Outer Roof Rail					0.7
16		REAR DOOR					
17	*	Rpr RT Outer panel NOTE: repair surface scratch center of panel	SEE FOOTNOTE			<u>1.0</u>	2.1
18		Overlap Major Adj. Panel					-0.4
19		Add for Clear Coat					0.3
20	#	Refn Base reduction full clear					-0.4
21	R&I	RT Belt w/strip w/chrome strip	5C6839476B3Q7			0.1	
22	R&I	RT Handle, outside	5N0837205MGRU			0.5	
23	R&I	RT R&I trim panel	5C6867212AEAHA			0.5	
24		WINDSHIELD					
25	R&I	RT Retaining strip from 02/2011	5C6854542A			0.5	
SUBTOTALS					11.50	7.7	5.0

## NOTES

### Prior Damage Notes:

lt rr door dent, lt ft door dent, rt rr wheel curb rashed

## Estimate of Record

2017 VW Jetta SE Manual 4D SED 4-1.4L Turbocharged Gasoline Gasoline Direct Injection black

## ESTIMATE TOTALS

Category	Basis		Rate	Cost \$
Parts				8.00
Body Labor	7.7 hrs	@	\$ 62.00 /hr	477.40
Paint Labor	5.0 hrs	@	\$ 62.00 /hr	310.00
Paint Supplies	5.0 hrs	@	\$ 34.00 /hr	170.00
Miscellaneous				3.50
Subtotal				968.90
Sales Tax	\$ 178.00	@	7.7380 %	13.77
Total Cost of Repairs				982.67
Deductible				250.00
Total Adjustments				250.00
Net Cost of Repairs				732.67

## \*\*\*\*\*SUPPLEMENT PROCESS\*\*\*\*\*

PLEASE EMAIL ALL SUPPLEMENT REQUESTS TO: [REDACTED]@libertymutual.com  
OR CONTACT THE APPRAISER DIRECTLY, [REDACTED], FOR SUPPLEMENT REQUEST.  
PHOTOS OF ADDL DAMAGE ARE NEEDED FOR ANY SUPPLEMENT REQUEST.  
LIBERTY MUTUAL RESERVES THE RIGHT TO REFUSE / DENY ANY SUPPLEMENT NOT  
REQUESTED PRIOR TO REPAIRS BEING COMPLETED.  
INCLUDE THE FOLLOWING FOR ALL SUPPLEMENT REQUESTS.


- \*Claim number and your contact information in the subject line.
  - \*Copy of supplement estimate that includes labor times and pricing.
  - \*Invoices for parts, price differences or sublet repairs.
  - \*Photos to support the supplement request.
  - \*Any additional documentation that will support the supplement request.
- If unable to email, please fax request to my attention at [REDACTED]

\*\*\*\*\*

LIBERTY MUTUAL OFFERS BODY SHOPS FAST AND CONVENIENT SERVICE ONLINE THROUGH  
OUR CLAIM INFORMATION PORTAL. YOU CAN CHECK CLAIM STATUS, OBTAIN PAYMENT  
DETAILS, VIEW LIABILITY STATUS, AND MUCH MORE.

VISIT: [claiminfoportal.libertymutual.com](http://claiminfoportal.libertymutual.com) to register and login.

The alternative parts selected on this estimate are system generated. If for  
some reason the parts are not available or not insurance quality please do not  
assume you can automatically default to new OEM. Please search your suppliers  
for the alternative parts necessary and email your supplement to me.



## Estimate of Record

---

2017 VW Jetta SE Manual 4D SED 4-1.4L Turbocharged Gasoline Gasoline Direct Injection black

THIS ESTIMATE HAS BEEN PREPARED BASED ON THE USE OF ONE OR MORE CRASH PARTS SUPPLIED BY A SOURCE OTHER THAN THE MANUFACTURER OF YOUR MOTOR VEHICLE. WARRANTIES APPLICABLE TO THESE REPLACEMENT PARTS ARE PROVIDED BY THE PARTS MANUFACTURER OR DISTRIBUTOR RATHER THAN BY THE MANUFACTURER OF YOUR VEHICLE.

THIS ESTIMATE HAS BEEN PREPARED BASED ON THE USE OF AN AUTOMOBILE PART(S) NOT MADE BY THE ORIGINAL EQUIPMENT MANUFACTURER. PARTS USED IN THE REPAIR OF YOUR VEHICLE BY OTHER THAN THE ORIGINAL MANUFACTURER ARE REQUIRED TO BE AT LEAST EQUAL IN LIKE, KIND AND QUALITY IN TERMS OF FIT, QUALITY AND PERFORMANCE TO THE ORIGINAL MANUFACTURER PARTS THEY ARE REPLACING. ALL AFTERMARKET PARTS INSTALLED ON THE VEHICLE SHALL BE CLEARLY IDENTIFIED ON THE REPAIR ESTIMATE.

## Estimate of Record

---

2017 VW Jetta SE Manual 4D SED 4-1.4L Turbocharged Gasoline Gasoline Direct Injection black

Estimate based on MOTOR CRASH ESTIMATING GUIDE and potentially other third party sources of data. Unless otherwise noted, (a) all items are derived from the Guide ERA9283, CCC Data Date 5/16/2019, and potentially other third party sources of data; and (b) the parts presented are OEM-parts. OEM parts are manufactured by or for the vehicle's Original Equipment Manufacturer (OEM) according to OEM's specifications for U.S. distribution. OEM parts are available at OE/Vehicle dealerships or the specified supplier. OPT OEM (Optional OEM) or ALT OEM (Alternative OEM) parts are OEM parts that may be provided by or through alternate sources other than the OEM vehicle dealerships with discounted pricing. Asterisk (\*) or Double Asterisk (\*\*) indicates that the parts and/or labor data provided by third party sources of data may have been modified or may have come from an alternate data source. Tilde sign (~) items indicate MOTOR Not-Included Labor operations. The symbol (<>) indicates the refinish operation WILL NOT be performed as a separate procedure from the other panels in the estimate. Non-Original Equipment Manufacturer aftermarket parts are described as Non OEM, A/M or NAGS. Used parts are described as LKQ, RCY, or USED. Reconditioned parts are described as Recond. Recored parts are described as Recore. NAGS Part Numbers and Benchmark Prices are provided by National Auto Glass Specifications. Labor operation times listed on the line with the NAGS information are MOTOR suggested labor operation times. NAGS labor operation times are not included. Pound sign (#) items indicate manual entries.

Some 2020 vehicles contain minor changes from the previous year. For those vehicles, prior to receiving updated data from the vehicle manufacturer, labor and parts data from the previous year may be used. The CCC ONE estimator has a list of applicable vehicles. Parts numbers and prices should be confirmed with the local dealership.

The following is a list of additional abbreviations or symbols that may be used to describe work to be done or parts to be repaired or replaced:

### SYMBOLS FOLLOWING PART PRICE:

m=MOTOR Mechanical component. s=MOTOR Structural component. T=Miscellaneous Taxed charge category.  
X=Miscellaneous Non-Taxed charge category.

### SYMBOLS FOLLOWING LABOR:

D=Diagnostic labor category. E=Electrical labor category. F=Frame labor category. G=Glass labor category.  
M=Mechanical labor category. S=Structural labor category. (numbers) 1 through 4=User Defined Labor Categories.

### OTHER SYMBOLS AND ABBREVIATIONS:

Adj.=Adjacent. Algn.=Align. ALU=Aluminum. A/M=Aftermarket part. Blnd=Blend. BOR=Boron steel.  
CAPA=Certified Automotive Parts Association. D&R=Disconnect and Reconnect. HSS=High Strength Steel.  
HYD=Hydroformed Steel. Incl.=Included. LKQ=Like Kind and Quality. LT=Left. MAG=Magnesium. Non-Adj.=Non  
Adjacent. NSF=NSF International Certified Part. O/H=Overhaul. Qty=Quantity. Refn=Refinish. Repl=Replace.  
R&I=Remove and Install. R&R=Remove and Replace. Rpr=Repair. RT=Right. SAS=Sandwiched Steel.  
Sect=Section. Subl=Sublet. UHS=Ultra High Strength Steel. N=Note(s) associated with the estimate line.

CCC ONE Estimating - A product of CCC Information Services Inc.

The following is a list of abbreviations that may be used in CCC ONE Estimating that are not part of the MOTOR CRASH ESTIMATING GUIDE:

BAR=Bureau of Automotive Repair. EPA=Environmental Protection Agency. NHTSA= National Highway  
Transportation and Safety Administration. PDR=Paintless Dent Repair. VIN=Vehicle Identification Number.

## Estimate of Record

2017 VW Jetta SE Manual 4D SED 4-1.4L Turbocharged Gasoline Gasoline Direct Injection black

THIS IS NOT AN AUTHORIZATION TO REPAIR. ALL SUPPLEMENTS REQUIRE PRIOR APPROVAL

Please present this Appraisal to the repair facility before repairs begin.

We reserve the right to inspect any additional damage.

\*\* For supplement requests, please follow the instructions below:

\*\*\*\* If the ORIGINAL APPRAISAL was completed by a LIBERTY MUTUAL/SAFECO STAFF APPRAISER or an INDEPENDENT APPRAISER, please contact the appraiser directly; their email address and phone number can be located in the header of the appraisal or in the "APPRAISER INFORMATION" section at the top of the appraisal.

\*\*\*\* Instructions if the ORIGINAL APPRAISAL was completed by a LIBERTY MUTUAL/SAFECO GUARANTEED REPAIR NETWORK SHOP\*\*\*\*\*:

\*\*\*\*\* SHOPS USING CCC ESTIMATING SOFTWARE \*\*\*\*\*

--- PREFERRED METHOD --- Your facility can pull down the original estimate and add your supplement request using THE WORKFILE VIA ESTIMATE SHARE (AWE WORKFILE RETRIEVAL - instructions are listed below) If you are unable to complete these steps, the workfile can also be sent to you.

--- NON- PREFERRED METHOD --- Call the Liberty Mutual/Safeco Supplement Hotline at [REDACTED] OR Email LIBERTYSUPP@[REDACTED] with your shop name, a contact number. Note that you are a CCC One shop requesting a Liberty Mutual open shop supplement assignment. Please use the following subject line on your request "NEW CCC SUPPLEMENT FILE REQUEST FOR (INSERT CLAIM NUMBER)". After contacting CCC, they will send the original work file to your CCC One estimating system. Open and complete your supplement, LOCK it & upload with the attached photos and documentation.... The supplement has to be LOCKED to transfer through CCC to Liberty Mutual/Safeco. However, you can email as noted above.

\*\*\*\*\* FOR NON-CCC SHOPS OR IF YOUR SUPPLEMENT IS ALREADY COMPLETED IN CCC\*\*\* Email your written supplement PDF, photos and supporting documents to LIBERTYSUPP@CCCIS.COM for processing. Please use the subject line "NEW SUPPLEMENT REQUEST FOR NON CCC SHOP (INSERT CLAIM NUMBER)". To avoid a service delay, please include your shop name, and contact name and phone number. NOTE: You will not be able to merge or upload a supplement that was written prior to completing the download.

\*\*\*\*\*

If you have RENTAL COVERAGE or are entitled to a Rental due to this loss, Rental will be allowed for the reasonable period necessary to repair your vehicle, subject to any applicable policy provisions, laws or regulations.

If a rental vehicle has not been pre-authorized or you have any questions regarding your rental coverage or eligibility, please contact your adjuster prior to securing a rental vehicle.

Additional rental costs offered through the rental agency are not covered.

\*\*\*\*\*


Liberty Mutual/Safeco offers body shops fast and convenient service online through our Claim Information Portal. You can check claim status, obtain payment details, view liability status, and much more.

Visit CLAIMINFOPORTAL.LIBERTYMUTUAL.COM to register and login.

\*\*\*\*\*

THE INSURER GUARANTEES THAT IT WILL REPLACE ANY PART IDENTIFIED IN THIS ESTIMATE WHICH IS NOT A NEW ORIGINAL EQUIPMENT MANUFACTURER PART, INCLUDING RECYCLED PARTS MANUFACTURED BY THE ORIGINAL EQUIPMENT MANUFACTURER OR NEW PARTS NOT MANUFACTURED BY THE ORIGINAL EQUIPMENT MANUFACTURER, IF A DEFECT IS DISCOVERED.

THIS GUARANTEE WILL BE IN EFFECT FOR AS LONG AS YOU OWN THE VEHICLE DESCRIBED IN THIS ESTIMATE, BUT IT IS NOT TRANSFERABLE TO ANY OTHER PARTY AT ANY TIME. THIS GUARANTEE COVERS THE COST OF THE PART, LABOR TO INSTALL, AND PAINT AND MATERIALS, IF REQUIRED, AS WELL AS THE COST OF RENTAL OF A TEMPORARY REPLACEMENT VEHICLE DURING THE REPAIRS. THIS GUARANTEE DOES NOT COVER CONSEQUENTIAL DAMAGES.



## Estimate of Record

---


2017 VW Jetta SE Manual 4D SED 4-1.4L Turbocharged Gasoline Gasoline Direct Injection black

IF A DEFECT IS DISCOVERED IN ANY RECYCLED PARTS MANUFACTURED BY THE ORIGINAL EQUIPMENT MANUFACTURER OR NEW PARTS NOT MANUFACTURED BY THE ORIGINAL EQUIPMENT MANUFACTURER THAT ARE USED IN REPAIR OF YOUR VEHICLE, CONTACT YOUR ADJUSTER OR AGENT IMMEDIATELY, AND WE WILL REPLACE THE PART WITH A NEW ORIGINAL EQUIPMENT MANUFACTURER PART.

\*\*\*\*\*

AWE WORKFILE RETREVAL INSTRUCTIONS: In your CCC ONE Estimating, please select ACTION: IMPORT WORKFILE COPY, DOWNLOAD COPY OF WORKFILE FROM CCC <Click NEXT>. Then select the INSURANCE COMPANY listed in the appraisal (LM option), enter the CLAIM NUMBER and WORKFILE ID <Click NEXT>. This will push the assignment to your CCC ONE inbox. Open and complete your supplement, LOCK it & upload with the attached photos and documentation...

\*\*\*\*\*





### Estimate of Record

---

2017 VW Jetta SE Manual 4D SED 4-1.4L Turbocharged Gasoline Gasoline Direct Injection black

#### ALTERNATE PARTS USAGE

2017 VW Jetta SE Manual 4D SED 4-1.4L Turbocharged Gasoline Gasoline Direct Injection black

VIN:		Production Date:	11/2016	Interior Color:	
License:		Odometer:	26131	Exterior Color:	black
State:	MO	Condition:			

Alternate Part Type	# Of Available Parts	# Of Parts Selected
Aftermarket	0	2
Optional OEM	0	0
Reconditioned	0	0
Recycled	0	0